


CONCEPT 4000

The Concept IP Door Controller

Advanced network solutions for fully
Integrated Access Control, Security and
Building Automation Systems.



The IP 4 Door Controller provides an advanced network solution for fully integrated access control, security and building automation systems.

This product combines a special Concept Control Module and two 2 Door Access Modules in a single convenient enclosure catering for all the I/O and processing requirements for access control, alarm monitoring and automation functions for up to 4 doors, 10 areas and 16 zones.

Two additional 2 Door Access Modules can also be connected to provide control of up to 8 doors. "Programmable Site Code" is also supported.

Massive System Expandability!


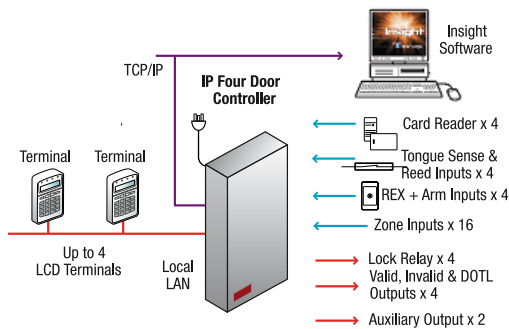
While the IP 4 Door Controller provides a competitive solution for smaller sites, it is also ideal for large and multi-site systems where many of these units can be networked and managed as a single integrated system by our advanced Insight system management software.

Features:

- Four doors via four card readers. (Expandable to 8 card readers with 2 x 995012)
- Provides general purpose zone inputs, siren outputs and strobe outputs
- 10,000 users (expandable on request)
- Connect up to 4 LCD Terminals to RS485 LAN to provide PIN code and additional user operations
- Soft or Hard Anti-Passback that functions across all doors
- Supports 'Dual User' and 'Card and PIN' requirements
- Extended door access times for disabled users
- All card reader interfaces operate with common magnetic swipe and Wiegand readers without the need for any additional interfaces
- Onboard review buffer for offline operation
- Each card reader may be independently configured, allowing a combination of card reader technologies

Connectivity

The IP 4 Door Controller is a standalone unit. Using Insight software, an unlimited amount of IP 4 Door Controllers can be managed as a single system.



SPECIFICATIONS

Physical

Cabinet Dimensions	640(L) x 320(W) x 112(D) (mm)
Installation Environment	0°C - 40°C @15 - 85% Relative humidity (non-condensing)
Cabinet Battery Bracket	To suit 12V 18AH Sealed Lead Acid battery

Electrical

Mains Input Voltage	240VAC 50Hz
Mains Input Current	Max 500mA
Input Voltage to PCB	16-18VAC
Fuse Protection	500mA

Current Consumption

Total Current Limit	2.2A
Operational Current (No peripherals connected)	700mA
Recommended current allowance for battery charging	300mA
Available Current (for readers, detectors, auxiliaries, relays, etc).	1.2A

Inputs

Zone Inputs	16 general purpose zone inputs
Door Inputs	Door Reed, REX, REN, Arm & Tongue Sense per door
Reader Ports	4 (Expandable to 8 using 2 x 2 Door Expansion Kits)

Outputs

Door Outputs	Valid, invalid and DOTL per door
Relay	4 (Typically used for door locks)
Outputs (open collector)	2

Ordering Options

995002IPD

IP 4 Door Access Controller

995012PCB-01

2 Door Expansion Kit

